




BOWLING 

True Value Open
At Fairview Park
 (With pinfall totals and money won)
 1. Charlie Lacy, Midland, Texas, 227 (1 game), \$23,000. 2. Mike Aulby, Indianapolis, 662 (3 games), \$12,000. 3. Jeff Bellinger, Columbia, S.C., 167 (1 game), \$8,500. 4. Gary Skidmore, Albuquerque, N.M., 403 (2 games), \$7,000. 5. Guppy Troup, Neptune Beach, Fla., 170 (1 game), \$5,500.
 Playoff results — Skidmore def. Troup 223-170; Aulby def. Skidmore 244-180; Aulby def. Bellinger 212-167; Lacy def. Aulby 227-206.

AUTO RACING 

Atlanta Journal 500
At Hampton, Ga.
 (Listed with driver, type of car and qualifying speed)
 1. Bill Elliott, Ford, 170.198 mph. 2. Terry Labonte, Chevrolet, 168.700. 3. Geoff Bodine, Chevrolet, 168.440. 4. Cale Yarbrough, Chevrolet, 168.110. 5. Harry Gant, Chevrolet, 167.832. 6. Jody Ridley, Chevrolet, 167.601. 7. Darrell Waltrip, Chevrolet, 167.401. 8. Buddy Baker, Ford, 167.350. 9. Bobby Allison, Buick, 167.340. 10. Dale Earnhardt, Chevrolet, 167.243.
 11. Bobby Hillin Jr., Buick, 167.151. 12. David Pearson, Chevrolet, 166.942. 13. Ricky Rudd, Ford, 166.871. 14. Tim Richmond, Pontiac, 166.769. 15. Richard Petty, Pontiac, 166.723. 16. Rusty Wallace, Pontiac, 166.627. 17. Benny Parsons, Chevrolet, 166.582. 18. Neil Bonnett, Chevrolet, 166.475. 19. Dave Marcis, Pontiac, 166.334. 20. Lake Speed, Chevrolet, 166.329.
 21. Ron Bouchard, Buick, 166.455. 22. A.J. Foyt Jr., Oldsmobile, 166.278. 23. Dean Combs, Chevrolet, 165.625. 24. Kenny Schrader, Ford, 165.480. 25. Morgan Shepherd, Chevrolet, 165.330. 26. Trevor Boys, Chevrolet, 165.215. 27. Lennie Pond, Oldsmobile, 165.256. 28. Eddie Bierschwale, Buick, 165.131. 29. Joe Ruttman, Chevrolet, 164.952. 30. Dick Brooks, Ford, 164.947.
 31. Phil Parsons, Chevrolet, 164.902. 32. Sterlin Marlin, Chevrolet, 164.867. 33. Jimmy Means, Pontiac, 164.610. 34. Greg Sacks, Chevrolet, 164.447. 35. Bob Penrod, Chevrolet, 163.842. 36. Mark Stahl, Ford, 163.759. 37. Terry Schoonover, Chevrolet, 163.641. 38. Ken Ragan, Chevrolet, 163.465. 39. Doug Heveron, Chevrolet, 163.407. 40. Elliott Forbes-Robinson, Buick, 163.397.
 41. Kyle Petty, Ford, 163.120.

CROSS COUNTRY 

Class A state meet
At Howell
Boys' team race
 Team legend and scoring 1 Redford Catholic Central (RCC) 141 2. SWARTZ CREEK (SC) 171. 3. Hazel Park 217 4. GRAND BLANC (GB) 230. 5. Ann Arbor Pioneer (AAP) 254. 6. Dearborn 280. 7. Monroe 300. 8. Milford-Lakeland (ML) 302. 9. Rochester (Rch) 302. 10. Dearborn Edsel Ford (DEF) 313. 11. Farmington 322. 12. East Kentwood 325. 13. Portage Northern 325. 14. HOLLY (H) 334. 15. Milford 343. 16. Birmingham Brother Rice 362 17. Ulica Eisenhower 370. 18. Dearborn Fordson (DF) 389. 19. FLINT KEARSLEY (K) 438. 20. Howell 439.
 21. Rockford 445. 22. Jenison 457. 23. Brighton 548. 24. Warren Cousino 588. 25. Westland John Glenn 589. 26. Redford Union 611. 27. Grosse Pointe South 660. 28. Harper Woods Notre Dame 723. 29. Warren Woods Tower 735. 30. Detroit Cass Tech 805.
 Individual results (Top 14 made all-state): 1 Tim Fraleigh (AAP) 15:24.1 2. Bob Thompson (Rch) 3. ERIK KOSKINEN (SC) 15:37.9. 4. Marty Hegarty (RCC) 15:40.0. 5. Dan Carney (ML) 15:42.2. 6. Guy Pace (AAP) 15:44.9. 7. Steve Shaver (RCC) 15:45.2. 8. Robert Abraham (DF) 15:50.3. 9. Andy Klassa (DEF) 15:51.1 10. SCOTT COLVIN (GB) 15:52.3. 11. GREG TURGEON (K) 15:53.4. 12. JEFF WILSON (K) 15:54.3. 13. RICH LOCKHART (GB) 15:55.5. 14. MARK ZAUER (H) 15:57.8.
 Other area finishers: 20. Harold Mueller (SC). 31. Art Main (SC). 50. Troy Radell (H). 54. Steve Rogers (SC). 57. Ken Kincaid (GB). 62. Bill Reynolds (H). 63. Paul Sisvosky (SC). 66. Rick Lack (SC). 67. Jay Burgess (GB). 83. Brent Elford (GB). 93. Dave Elmer (H). 98. Joe Tobin (K). 115. Bob Jacobs (H). 139. Steve Moléski (SC). 144. Bill Walters (H). 146. Steve Peek (K). 154. Todd Stone (H). 171. Ray Van Uum (K). 172. John Young (GB). 182. Larry Philippi (K). 184. Jamie Hollar (GB). 198. Robert Wheeler (K).

Boys' individual race
 (Top 7 made all-state)
 1 David Honann (Garden City) 15:33.5. 2. Geoff Goolsby (Royal Oak Kimball) 15:41.6. 3. Tim Moore (West Bloomfield) 15:58.1 4. RON LINDSTROM (CLIO) 15:59.0. 5. Tom Weber (Holland) 15:59.6. 6. Todd Zielinski (Alpena) 16:00.5. 7. ANTHONY HAMM (FLINT NORTHERN) 16:01.7.

Girls' team race
 Team legend and scoring: 1. Dearborn Edsel Ford (DEF) 32. 2. Milford (Mil) 151 3. Grosse Pointe North (GPN) 196. 4. Brighton (Br) 201 5. Portage Northern 207 6. Ann Arbor Pioneer (AAP) 245. 7. Sterling Heights Stevenson 249. 8. Grosse Pointe South (GPS) 274. 9. Ulica Eisenhower 276. 10. Monroe 300.
 11. Ann Arbor Huron 314. 12. Bloomfield Hills Lahser 327 13. Berkley (Be) 373. 14. Redford Union 396. 15. FLINT KEARSLEY (K) 403. 16. East Kentwood 416. 17. Traverse City 447. 18. CLIO (C) 456. 19. Livonia Churchill 468. 20. Rochester 487.
 21. Ulica Ford 492. 22. Plymouth Salem 492 23. Northville 508. 24. Livonia Stevenson 541 25. Bay City Western 545.
 Individual results (Top 10 made all-state): 1. Mary Peruski (DEF) 18:10.23. 2. Elizabeth Lehenbaur (DEF) 18:25.78. 3. Kris Salt (DEF) 18:26.24. 4. Heather Meyer (Be) 18:29.84. 5. Debbie Nowak (Br) 19:02.0. 6. Nancy Soltersch (GPS) 19:03.89. 7. Terese Lemarski (Mil) 19:09.26. 8. Leanne Rose (DEF) 19:13.91. 9. Adrienne Harpell (AAP) 19:15.32 10. Lisa Kopacka (GPN) 19:17.33.
 Area finishers: 11. Molly Stuart (C). 49. Ruth Loucks (K). 56. Jennifer Ostrom (K). 78. Beth Jennings (C). 88. Sonia Seveier (K). 100. Mary Kay Sordyl (K). 114. Leah Singleton (K). 118. Sabrina Johnson (C). 122. Sue North (C). 123. Tina Elwood (K). 127. Kim Hensel (C). 129. Amy Frye (C). 173. Sheri Pannell (C).

Girls' individual race
 (Top 7 made all-state)
 1. Laura Matson (Bloomfield Hills Andover) 18:09.4. 2. Brenda Pippel (Holland) 18:55.5. 3. Sharon Armstrong (Detroit Kettering) 19:06.1. 4. Ava Udvadia (Lansing Everett) 19:08.8. 5. Kathleen McInnis (Clarkston) 19:09.2. 6. Jill Thauvette (Troy Athens) 19:16.9. 7. Jennifer Wilcox (Lansing Sexton) 19:18.4.

Class B state meet
At Linden
Boys' team race
 Team legend and scoring: 1. Grand Rapids Catholic Central

(GRCC) 64. 2. Okemos (O) 109. 3. Jackson Lumen Christi (JLC) 168. 4. Fremont (F) 235. 5. Hillsdale (H) 239. 6. Bloomfield Hills Cranbrook (BHC) 276. 7. Reed City (RC) 286. 8. Wyoming-Rogers (WR) 295. 9. Centerline (Ce) 295. 10. Three Rivers (TR) 297.
 11 Spring Lake (SL) 300. 12. Monroe Catholic Central (MCC) 301. 13. FLINT AINSWORTH (FA) 375. 14. Petoskey (P) 384. 15. Caro (Ca) 393. 16. St. Joseph (SJ) 404. 17. Essexville-Garber (EG) 404. 18. Vicksburg (V) 417. 19. St. Clair (SC) 436. 20. Mt. Pleasant 437. 21. Saline (S) 447.
 22. HARTLAND (H) 487. 23. Plainwell (P) 502 24. Gibraltar Carson (GC) 502. 25. Chesaning (Ch) 522 26. Dearborn Divine Child (DDC) 589.

Individual results (top 12 made all-state): 1 Darrel Zeck (S) 16:04.5. 2. Joe Parzych (H). 3. Mike Bond (SJ). 4. Steve McDonald (GRCC). 5. Todd Sellon (SL). 6. Frank Maisano (Ce). 7. Steve Cashman (GRCC). 8. Pat Vandenberg (GRCC). 9. Rob Cambran (O). 10. Joe Warner (RC). 11. Ian Smith (P). 12. Roger Russell (WR).
 Other area finishers: 31. Tony Tyler (FA). 41 Tim Prime (FA). 70. Dan Veres (H). 73. Tony Rinks (FA). 77. Paul Peruski (H). 100. Greg Greaves (H). 105. Evan McGrath (FA). 110. Michael Eichler (H). 124. Kurt Vonlinsowe (FA). 130. Barry Kimball (H). 136. Lorenzo Berlianga (FA). 138. Michael Palladino (H). 171 Jeff Lander (H). 174. Steve Somers (FA).

Boys individual race
 (Top 7 made all-state)
 1 Rob Rinck (Lansing Waverly) 16:12.6. 2. Scott Gleason (Coldwater). 3. Greg Morey (North Branch). 4. Stanley Powell (Richland Gull Lake). 5. Kevin Hoffman (Detroit Benedictine). 6. Bob Schroeder (Melvindale). 7. Mike Kimball (Lansing Waverly).
 Other area finishers: 9. Dan Lewis (Durand). 17. Mark Hulliberger (Corunna). 22 Jeff Hough (Corunna). 24. Steve Martin (Oxford). 31 Mike Reiley (Oxford). 47. Chuck Hall (Linden).

Girls team race
 Team legend and scoring: 1. Jackson Lumen Christi (JLC) 84. 2. Gladwin (G) 125. 3. Grand Rapids Christian (GRC) 134. 4. Chelsea (C) 169. 5. Hillsdale (H) 201 6. Alma (A) 203. 7. HARTLAND (H) 224. 8. OXFORD (O) 239. 9. Grand Rapids Catholic Central (GRCC) 252. 10. Mt. Clemens Lutheran North (MCL) 261 11. Petoskey (P) 300. 12. Gull Lake (GL) 328. 13. Jackson Northwest (JN) 338. 14. Saline (S) 371 15. Marysville (M) 394. 16. Hemlock (He) 399. 17. Otsego (Ot) 423. 18. Grosse Ile (GI) 425. 19. Caro (Ca) 449. 20. Vicksburg (V) 452. 21. Dearborn Divine Child (DDC) 454. 22. Greenville (G) 481
 Individual results (Top 10 made all-state): 1 Helen Johnson (M) 19:07.8. 2. Ann VanDam (Pe). 3. Susan Cashman (GRCC). 4. Dawn Toth (S). 5. Julie Watson (He). 6. Erin Gillespie (JN). 7. Kerry Gremel (MCL). 8. LAURA TENAGLIA (H). 9. Jean Wyckoff (G). 10. Karl Frederick (JLC).
 Other area finishers: 20. Pam Boots (O). 33. Cheryl Lietch (O). 39. Susan Neiswiter (H). 46. Kim Brandow (O). 55. Dawn Beauchamp (H). 57. Sandra Potter (H). 66. Cheryl Queen (H). 69. Lisa Paulson (O). 71. Kati Conlen (O). 83. Sally Heard (H). 87. Kyle Petrove (O). 105. Doreen O'Donnell (O). 112. Kathy Batten (H).


Girls' individual race
 (Top 7 made all-state)
 1. Valari Ambrose (Riverview Gabriel Richard) 18:40.6. 2. Denys Adams (Okemos). 3. Sarah Sargent (Midland Bullock Creek). 4. Jerry Ledrick (Grand Rapids Forest Central). 5. Cindy Wilson (Mason). 6. Jamie Grant (Mason). 7. Vonnie Dood (Okemos).
 Other area finishers: 15. Kathy Twichel (Ortonville). 27. Natalie Nesbet (Corunna). 33. Helen Deese (Linden). 49. Kerry Radcliffe (Durand).

Class C state meet
Girls' race
At Ferris State

Team Scoring: Bath (B) 69 Capac (C) 116 Michigan Center (MC) 174 Perry (P) 178. Benzie Central (BC) 203, BURTON BENDLE (BB) 212, Muskegon Oak Ridge (OR) 217, Carson City (CC) 232. Bangor (BA) 239. St. Louis (SL) 248. Harper Beach (HB) 250. Kalamazoo Christian (KC) 265. Ida (I) 286. Niles Brandywine (NB) 295. Blissfield (BL) 315. Caledonia (CA) 327. Detroit Country Day (DCC) 351.
 Individual results from team race: 1. Barry (MC) 18:48 2. O'Neill (Bangor) 3. Proctor (DCC) 4. Pennington (DCC) 5. Kloff (P) 6. Behnke (C) 7. Dresslerman (Mo) 8. Witchell (B) 9. Sanchez (BC) 10. Wentzell (B). 11. Barber (BB).

Boys' race
At Ferris State

Team Scoring: Benzie Central (BC) 67. Mason County Central (MCC) 120. Charlexvoix (C) 128. Bath (B) 139. Muskegon Oak Ridge (MOR) 201. Unionville Sebawaing (US) 203. Lutheran West (LW) 237. Shephard (SH) 249. Orchard Lake St. Mary (Orlford) 260. GOODRICH (G) 266. Hartland (H) 281. Cass City (CC) 283. Bronson (BR) 296. Edwardburg (E) 301. Willimaston (W) 304. Clinton (CL) 313. Fennville (FE) 326. Michigan Center (MC) 338.
 Individual results from team race: 1. McGuire (BR) 1547 2. Barnett (MCC) 3. Topolinski (OLSM) 4. Johnson (MCC) 5. Kemner (C) 6. Kulawiak (BC) 7. McDonald (W) 8. Breen (SH) 9. Keefer (MCC) 10. Frostik (BC) 12. Lawniczak (G).

SPORTS ON THE AIR 

Radio Sports

SUNDAY DAYTIME

12:05 WJR — LIONS FOOTBALL: Detroit vs. Philadelphia Eagles

MORNING

11:00 Michigan Replay

AFTERNOON

12:00 ESPN SportsCenter
 12:30 NFL '84
 NFL Today
 1:00 NFL Football
 Los Angeles Raiders at Chicago Bears
 NFL Football
 Green Bay at New Orleans, New York Giants at Dallas, Philadelphia at Detroit, or Tampa Bay at Minnesota.
 3:00 Lions Lockerroom
 3:30 NFL Today
 NFL '84
 NFL Football
 Los Angeles Rams at St. Louis Cardinals
 4:00 NFL Today
 NFL Football
 Cincinnati at San Francisco, Miami at New York Jets, New England at Denver or Kansas City at Seattle.

7:00 ESPN SportsCenter
 11:00 George Perles
 Michigan Outdoors
 11:30 Sports Final Edition
 Michigan Replay
 11:45 Michigan Replay