


AA Huron River Val Women's Track & Field
LADY BRAVES RELAYS @ Ypsilanti HS
 5/28/99 WEATHER: 70's, Sunny!


<u>TEAM STANDINGS</u>		<u>800 RE</u>		<u>400 RELAY</u>	
1	Brighton 112	1	Ypsi-A 1:35.5	1	EdselFord 51.1
2	Ypsilanti 101	2	Borgess 1:38.5	2	Ypsi-A 51.4
3	EdselFord 83	3	EdselFord 1:49.0	3	Brighton 52.4
4	WestOttawa 76	4	WillowRun 1:52.5	4	WillowRun 52.5
5	Howell 22	5	Ypsi-B 1:52.9	5	Howell 53.3
6	AAHURON 9 (12 teams)	6	Brighton 1:53.1	6	Ypsi-B 53.9
<u>DISCUS THROW</u>		<u>3200 RELAY</u>		<u>900 HURDLE RELAY</u>	
1	Brighton 335-3.5	1	Brighton 10:03.4	1	Ypsi-A 2:28.4
2	EdselFord 278-1.5	2	WestOttawa 10:09.6	2	Brighton 2:31.2
3	WestOttawa 249-2.5	3	EdselFord 10:46.9	3	WestOttawa 2:34.6
4	WillowRun 231-4.5	4	WayneMemorial 10:53.0	4	AAHURON 2:43.0
5	Ypsi-A 230-0.5	5	Ypsi-A 11:28.9	5	Ypsi-B 2:46.7
6	Borgess 207-6	6	AAHURON 11:54.0	6	EdselFord 2:53.3
<u>HIGH JUMP</u>		<u>SPRINT MEDLEY (2-1-1-4)</u>		<u>THROWERS 400 RELAY</u>	
1	Ypsi-A 14-6	1	Borgess 1:55.8	1	Ypsi-A 54.5
2	Brighton 14-6	2	Ypsi-A 1:56.6	2	WestOttawa 55.2
3	WestOttawa 13-4	3	WillowRun 1:57.4	3	Brighton 56.5
4	EdselFord 13-2	4	Brighton 1:59.7	4	EdselFord 59.3
5	GPSouth 12-10	5	WestOttawa 2:04.7	5	Ypsi-B 59.4
6	Howell 8-8	6	WayneMemorial 2:08.3	6	Howell 56.9
<u>LONG JUMP</u>		<u>YPSI MEDLEY (4-2-2-6)</u>		<u>1600 RELAY</u>	
1	Ypsi-A 50-3.5	1	EdselFord 4:36.2	1	EdselFord 4:13.0
2	EdselFord 44-4.5	2	Brighton 4:36.2	2	Brighton 4:13.2
3	Brighton 44-3.5	3	Ypsi-A 4:42.7	3	WestOttawa 4:24.4
4	Howell 43-5.5	4	WestOttawa 4:45.2	4	Ypsi-A 4:30.9
5	WillowRun 42-3	5	Howell 4:47.1	5	AAHURON 4:52.8
6	WestOttawa 37-5	6	AAHURON 4:55.4	6	Ypsi-B 4:56.3
<u>SHOT PUT</u>		<u>SHUTTLE HURDLES (L-H-L-H)</u>		<u>6400 RELAY(XC)</u>	
1	Brighton 99-6	1	Ypsi-A 1:04.4	1	Brighton 22
2	EdselFord 88-6	2	Brighton 1:07.9	2	WestOttawa 22
3	WestOttawa 85-2.5	3	WestOttawa 1:10.4	3	EdselFord 41
4	Ypsi-A 84-1.5	4	Howell 1:12.4	4	WayneMemorial 59
5	Ypsi-B 80-10	5	EdselFord 1:18.9	5	Ladywood 78
6	Borgess 77-0.5	6	GPSouth 1:21.3	6	Ypsi-A 79

FINAL RESULTS
13th Annual



Lady Braves Relays!

Friday, May 28, 1999
Ypsilanti High School



Another Great Show!
Hope you had fun!

LADY BRAVES RELAYS...RECORDS AND RESULTS...13TH ANNUAL

PAST TEAM CHAMPIONS:

1987 Ypsilanti	94 pts
1988 Ypsilanti	107 pts
1989 Ypsilanti	108 pts
1990 Ypsilanti	77 pts
1991 Grosse Pointe South	80 pts
1992 Grosse Pointe South	101 pts
1993 Ypsilanti	85 pts
1994 No team scores kept	
1995 Ypsilanti	97 pts
1996 Ypsilanti	99 pts
1997 Ypsilanti	84 pts
1998 Ypsilanti	110 pts
1999 Brighton	112 pts

PAST TEAM RUNNER UPS:

1987 Dearborn Edsel Ford	59 pts
1988 Detroit Henry Ford	82 pts
1989 Grosse Pointe South	65 pts
1990 GP South/Ply. Canton	73 pts
1991 Ypsilanti	60 pts
1992 Ypsilanti	76 pts
1993 Brighton	73 pts
1994 No team scores kept	
1995 Plymouth Canton	80 pts
1996 Holland West Ottawa	73 pts
1997 Ann Arbor Huron	75 pts
1998 Holland West Ottawa	104 pts
1999 Ypsilanti	101 pts

HIGH JUMP RELAY:	Ypsilanti (98) 16' 00" (Knox / Williams / Humphrey)
LONG JUMP RELAY:	Ypsilanti (99) 50' 03.5" (Williams / Frierson / Igbawua)
SHOT PUT RELAY:	Plymouth Salem (97) 102' 09.5" (Ash / Grubagh / Smith)
DISCUS RELAY:	Brighton (99) 335' 02" (Twarkowski / Owens / Jayne)
POLE VAULT RELAY	Brighton (99) 23' 06" (Buck / Stetler / Twarkowski)
SHUTTLE HURDLES:	Ypsilanti (98) 1:02.5 (Knox/Powell/Hayden/Williams)
4 X 3200 CC RELAY:	Brighton (93) 13 pts (Szopo/Mau/Shearer/Huntington)
4 X 1600 CC RELAY:	Holland West Ottawa (97) 21 pts (Langworthy/Langworthy/Olney/Post) Holland West Ottawa (98) 21 pts (Langworthy/Olney/Post/Vandenberg)
800 RELAY:	Ypsilanti (89) *1:44.2 (Brown/M. Wilson/Thurman/Covington) Ypsilanti (96) 1:44.2 (Gibson/Britt-Long/Quiney/N. Ball)
3200 RELAY:	Holland West Ottawa (97) 9:51.5 (Weirsm/Love/Langworthy/Langworthy)
SPRINT MEDLEY:	Saginaw (93) 1:51.5 (Thomas/Tate/Richardson/Holmes)
YPSI MEDLEY:	Saginaw (92) 4:13.4 (Thomas/Tate/Washington/Nelson)
400 RELAY:	Ypsilanti (89) *49.3 (Mann/K. Ford/Covington/Thurman)
6400 RELAY:	Brighton (92) 22:53.3 (Shosey/Mau/Boyer/Hegeman)
THROWERS 400:	Regina (97) 51.0 (Abood/Wilcox/Jimines/Celuch)
1600 RELAY:	Detroit Henry Ford (89) *4:00.8 (Stewart/Johnson/Worton/Alhamisi)
900 HURDLE COMBO:	Ypsilanti (97) 2:23.6 (Williams/Quiney/Powell)

* denotes old english 880 track prior to 1990.

INDIVIDUAL BEST PERFORMANCES IN THE FIELD EVENTS!

High Jump	Mais Knox (Ypsilanti)	5'07" 1998	Long Jump:	Tanisha Williams (Ypsilanti)	19'07" 1999
Shot Put:	Jenny Roy (Brighton)	38'01.5" 1995	Discus:	Barb Coleman (Ypsilanti)	127'4" 1988

19th Annual Ypsi Lady Braves Relays

SITE: Ypsilanti High School Shadford Field

DATE: Friday, May 28, 1989

TRACK: Synthetic / Metric Oval / fair condition.

TEAM SCORES: See following page

WEATHER: HOT, HOT, HOT! Sunny, with temperatures in the high 80's.

****see field sheets for complete series / complete results on individuals****POLE VAULT RELAY**

1	Brighton	23' 08"
	(Buck/Stetler/Twarkowski)	
	NEW MEET RECORD	
2	Holland W Ottawa	23' 00"
3	Ypsilanti	12' 08"
4	Howell	12' 08"

DISCUS RELAY

1	Brighton	335' 03.5"
	(Twarkowski/Owen/Jayne)	
	NEW MEET RECORD	
2	Dbn Edsel Ford	278' 01.5"
3	Holland W Ottawa	249' 02.5"
4	Willow Run	231' 04.5"
5	Ypsilanti "A"	230' 00.5"
6	Bishop Borgess	207' 06"

LONG JUMP RELAY

1	Ypsilanti	50' 03.5"
	(Williams/Frierson/Igbawua)	
	NEW MEET RECORD	
2	Dbn Edsel Ford	44' 04.5"
3	Brighton	44' 03.5"
4	Howell	43' 05.5"
5	Willow Run	43' 02"
6	West Ottawa	42' 03"

HIGH JUMP RELAY

1	Ypsilanti	14' 06"
	(Williams/Igbawua/Smith)	
2	Brighton	14' 06"
3	Holland W Ottawa	13' 04"
4	Dbn Edsel Ford	13' 02"
5	Grosse Pointe S	12' 10"
6	Howell	08' 08"

SHOT PUT RELAY

1	Brighton	99' 06"
	(Jayne/Twarkowski/Owens)	
2	Dbn Edsel Ford	88' 06"
3	West Ottawa	85' 02.5"
4	Ypsilanti "A"	84' 01.5"
5	Ypsilanti "B"	80' 10"
6	Bishop Borgess	77' 00.5"

SHUTTLE HURDLES

	(Low-30" / Hi-33")	
1	Ypsilanti	1:04.4
	(Conley/Williams/Frierson/Powell)	
2	Brighton	1:07.9
3	West Ottawa	1:10.4
4	Howell	1:12.4
5	Edsel Ford	1:18.9
6	GP South	1:21.3
7	AA Huron	DQ

4 X 200 RELAY

1	Ypsilanti "A"	1:47.5
	(Bridges/Cloke/Jackson/Powell)	
2	Bishop Borgess	1:49.0
3	Dbn Edsel Ford	1:49.5
4	Willow Run	1:52.5
5	Ypsilanti "B"	1:52.9
6	Brighton	1:53.1
7	Howell	1:55.5
8	AA Huron	1:57.9
9	West Ottawa	1:58.6
10	Wayne Memorial	1:59.9
11	Livonia Ladywood	2:01.6
12	Grosse Pointe S	2:02.6

4 x 800 RELAY

1	Brighton	10:03.4
	(Kinner/Marciniak/Szopo/Stowers)	
2	West Ottawa	10:09.6
3	Edsel Ford	10:46.8
4	Wayne Memorial	10:55.0
5	Ypsilanti "A"	11:28.9
6	Ann Arbor Huron	11:34.0
7	Howell	NTA
8	GP South	NTA
9	Livonia Ladywood	NTA
10	Ypsilanti "B"	NTA
11	Ypsilanti "C"	NTA
12	Willow Run	NTA

SPRINT MEDLEY

	(200-100-100-400)	
1	Bishop Borgess	1:55.8
	(Simpson/Haggard/Hines/Simon)	
2	Ypsilanti	1:56.6
3	Willow Run	1:57.4
4	Brighton	1:59.7
5	West Ottawa	2:04.7
6	Wayne Memoira	2:08.3
7	GP South	2:09.7
8	AA Huron	2:12.6
9	Howell	2:14.6
10	Edsel Ford	2:19.8
11	Ladywood	2:27.9

YPSI MEDLEY

(400-200-200-800)

1	Dbn Edsel Ford	4:36.2
	(Spohr/Tramer/Wojewczki/Ibbetson)	
2	Brighton	4:36.6
3	Ypsilanti	4:42.7
4	Holland W. Ottawa	4:45.2
5	Howell	4:47.1
6	Ann Arbor Huron	4:55.4
7	Grosse Pointe Sou	5:04.5
8	Livonia Ladywood	5:08.5
9	Wayne Memorial	5:24.4

6400 Cross Country Relay

(4 x 1600 run all together)

1-t	Brighton	22 pts
	(Monti/Kaulfrsh/Kinkowski/Martin)	
1-t	West Ottawa	22 pts
3	Edsel Ford	41 pts
4	Howell	58 pts
5	Ladywood "A"	78 pts
6	Ypsilanti "A"	79 pts
7	Ladywood "B"	
8	Ypsilanti "B"	NTS
9	Grosse Pointe S	NTS

900 HURDLE COMBO

(3 x 300 hurdles-combined times)

1	Ypsilanti	2:28.4
	(Powell/Frierson/Conley)	
2	Brighton	2:31.2
3	West Ottawa	2:34.6
4	AA Huron	2:43.0
5	Ypsilanti "B"	2:46.7
6	Edsel Ford	2:53.3
7	Howell	2:54.4
	Willow Run	DNF

4 x 100 RELAY		4 X 100 THROWERS RELAY		4 X 400 RELAY	
1 Dbn Edsel Ford	51.1	1 Ypsilanti "A"	54.5	1 Edsel Ford	4:13.0
(Smith/Jefferson/Clement/Grandas)		(Purnell/Hall/Jackson/Humphrey)		(Saenz/Jefferson/Clement/Grandas)	
2 Ypsilanti "A"	51.4	2 West Ottawa	56.2	2 Brighton	4:13.2
3 Brighton	52.4	3 Brighton	56.5	3 West Ottawa	4:24.4
4 Willow Run	52.5	4 Edsel Ford	59.3	4 Ypsilanti "A"	4:30.9
5 Howell	53.3	5 Ypsilanti "B"	59.4	5 AA Huron	4:52.8
6 Ypsilanti "B"	53.9	6 AA Huron	1:10.5	6 Ypsilanti "B"	4:56.3
7 West Ottawa	55.3	7 Bishop Borgess	1:14.5	7 Ladywood	5:03.4
8 Bishop Borgess	55.4			8 Howell	5:03.9
9 Ann Arbor Huron	56.8			9 Ypsilanti "C"	5:13.9
10 Ladywood "A"	58.2			Willow Run	DNF
11 GP South	59.8				
12 GP South "B"	1:02.3				
13 Ypsilanti "C"	NTA				
14 Ladywood "B"	NTA				

FINAL TEAM STANDINGS

1 Brighton	112	6-t Willow Run	20
2 Ypsilanti "A"	101	8 Ypsilanti "B"	10
3 Edsel Ford	83	9 Ann Arbor Huron	8
4 West Ottawa	76	10 Wayne Memorial	5
5 Howell	22	11 Grosse Pointe S.	3
6-t Bishop Borgess	20	12 Livonia Ladywood	2

Mick's comments!

I hope you enjoyed the meet....I know our kids had a lot of fun. The weather was a bit too warm but it wasn't wet and it wasn't cold! This was a fun, competitive meet!
The fact that this meet was a little less pressure I think really helped all of our teams end the season on a positive note....

Hope your kids liked the awards....I think just about everyone got one!

Coaches - thanks for keeping the meet alive by attending! We do this one for the kids to enjoy and just try not to lose any money! We hope you can return in 2000 for the 14th annual Lady Braves Relays!

Best of luck if you are off to States...hope 1999 was a great season for you and your team!

Take some time to enjoy your families and life in general in the next couple of months....it won't be long til we are at this again!

Happy Trails!

Coach Mick....

	LONG JUMP	SHOT PUT	DISCUS	HIGH JUMP	POLE VAULT	TOTAL FIELD	SHUTTLE HURDLES	800 RELAY	3200 RELAY	SPRINT MEDLEY	YPSI MEDLEY	6400 RELAY	400 RELAY	900 HURDLES	THROWERS 400 RELAY	1600 RELAY	TOTAL ON TRACK	TOTAL SCORE	OVERALL PLACE
ANN ARBOR HURON	0	0	0	0	0	0	0	0	1	0	2	0	2	6	6	8	8	8	9th
BRIGHTON	6	10	26	34	44	44	8	9	19	29	31	40	46	54	60	68	68	112	1st
DEARBORN EDSSEL FORD	8	8	8	4	0	28	2	6	14	14	24	30	40	41	45	55	55	83	3rd
GROSSE POINTE SOUTH	0	0	0	2	2	2	1	1	1	1	1	1	1	1	1	1	1	3	11th
HOLLAND WEST OTTAWA	1	6	6	6	8	27	6	6	14	16	20	29	29	35	43	49	49	76	4th
HOWELL	4	4	4	5	4	9	4	4	4	4	6	10	12	12	13	13	13	22	5th
LIVONIA LADYWOOD	0	0	0	0	0	0	0	0	0	0	0	2	2	2	2	2	2	2	12th
REDFORD BISHOP BORGESS	0	1	2	2	2	2	0	8	8	18	15	18	18	18	18	18	18	20	TIE 6th
WILLOW RUN	2	2	6	6	6	6	0	4	4	10	10	10	14	14	14	14	14	20	TIE 6th
YPSILANTI	10	4	16	26	32	32	10	20	22	30	36	37	45	55	66	69	69	101	2nd
YPSILANTI "B"	0	2	2	2	2	2	0	2	2	2	2	2	3	5	7	8	8	10	8th
WAYNE MEMORIAL	0	0	0	0	0	0	0	0	4	5	5	5	5	5	5	5	5	5	10th

LADY BRAVES RELAYS

FIELD EVENTS RESULTS SHEET

Circle:

DISCUS
SHOT PUT
LONG JUMP

JUDGES PLEASE NOTE:

- A) PLEASE INCLUDE FIRST NAMES OF ALL CONTESTANTS
- B) EACH COMPETITOR GETS 3 ATTEMPTS-----NO FINALS
- C) PLEASE RECORD BEST EFFORT IN LAST COLUMN AND ADD UP THE SCORES.
- D) PLEASE DETERMINE PLACINGS OF TEAMS.

SCHOOL / COMPETITORS	1ST ATTEMPT	2ND ATTEMPT	3RD ATTEMPT	TEAM TOTAL
GP South	/			TEAM PLACE
				→
				62.11
				BEST EFFORT
Lauren Warren	23' 1"	22'	22' 18"	23' 1"
Chrissy Labast	21' 10"	22' 8 1/2"	23' 11"	23' 11"
Erica Hill	Foul	15' 1 1/2"	15' 11"	15' 11"
E F	/			TEAM PLACE
				→ 2
				88.6
				BEST EFFORT
Jamie Barbours	37' 2 1/2"	35' 8"	34' 11"	37' 2 1/2"
Kai Kotts	25' 9"	26' 2 1/2"	25' 7"	26' 2 1/2"
Jennifer Tramer	25' 1"	24' 5"	23' 4"	25' 1"
Howell	/			TEAM PLACE
				→
				64.4
				BEST EFFORT
Indie Myers	27' 8 1/2"	26' 8 1/2"	26' 6 1/2"	27' 8 1/2"
Bacca Dolato	15' 10 1/2"	Foul	15' 2"	15' 10 1/2"
Kalie Ritter	19' 3"	20' 10"	19' 2 1/2"	20' 10"
Bughton	/			TEAM PLACE
				→ 1
				99.6
				BEST EFFORT
Amy Jayne	33' 3 1/2"	34' 3"	31' 11"	34' 3"
Keisten Twardowski	32' 10"	30' 7"	32' 10 1/2"	32' 10 1/2"
Missy Owens	Foul	32' 5"	30' 9"	32' 5"

LADY BRAVES RELAYS

FIELD EVENTS RESULTS SHEET

Circle:

DISCUS

SHOT PUT

LONG JUMP

JUDGES PLEASE NOTE:

- A) PLEASE INCLUDE FIRST NAMES OF ALL CONTESTANTS
- B) EACH COMPETITOR GETS 3 ATTEMPTS-----NO FINALS
- C) PLEASE RECORD BEST EFFORT IN LAST COLUMN AND ADD UP THE SCORES.
- D) PLEASE DETERMINE PLACINGS OF TEAMS.

SCHOOL / COMPETITORS	1 ST ATTEMPT	2 ND ATTEMPT	3 RD ATTEMPT	TEAM PLACE	TEAM TOTAL
WEST OTTAWA	/			TEAM PLACE → 3	85 2 1/2
Kristen Schrage	/			→	BEST EFFORT
Dria Ter Haar	27' 5"	26' 1/2"	27' 4 1/2"		27' 5"
Michelle Horrevorts	26' 8"	27' 10 1/2"	29' 2 1/2"		29' 2 1/2"
	28' 7"	28' 3 1/4"	26' 3 1/2"		28' 7"
Bedford B. B.	/			TEAM PLACE → 6	77 1/2
Laiya Cook	/			→	BEST EFFORT
Lashanda Welton	27' 4 1/2"	26' 6"	26' 10"		27' 4 1/2"
Shanita Biyyard	23' 1"	22' 8 1/2"	17' 11"		23' 1"
Willow Run	/			TEAM PLACE → 2 1/2	76' 1"
Jill Winkelman	/			→	BEST EFFORT
Crystal Browe	28' 10"	27' 8 1/2"	28' 5 1/2"		28' 10"
Teresa Williams	20' 3"	19' 2 1/2"	18' 5 1/2"		20' 3"
	26' 8"	27'	24' 2 1/2"		27'
AA Huron	/			TEAM PLACE → 6	66.1
Elaine Bennett	/			→	BEST EFFORT
Brenda Colvin	19' 8 1/2"	19' 6 1/2"	15' 9"		19' 8 1/2"
Williamson	19' 10"	20' 3 1/2"	16' 2"		20' 3 1/2"
	Foul	24' 8"	26' 1"		26' 1"

263 1/2

3

6

2 1/2

6

LADY BRAVES RELAYS

FIELD EVENTS RESULTS SHEET

Circle:
DISCUS
SHOT PUT
LONG JUMP

JUDGES PLEASE NOTE:

- A) PLEASE INCLUDE FIRST NAMES OF ALL CONTESTANTS
- B) EACH COMPETITOR GETS 3 ATTEMPTS-----NO FINALS
- C) PLEASE RECORD BEST EFFORT IN LAST COLUMN AND ADD UP THE SCORES.
- D) PLEASE DETERMINE PLACINGS OF TEAMS.

SCHOOL / COMPETITORS	1ST ATTEMPT	2ND ATTEMPT	3RD ATTEMPT	TEAM PLACE	TEAM TOTAL
Ypsi "A"	/	/	/	4	84.5
				→	BEST EFFORT
Mariel	27' 10 1/2"	27	26' 1"		27' 10 1/2"
Bhordana	28' 6 1/2"	28	29' 8"		29' 8"
Tasha	26' 7"	FOUL	26' 10"		26' 7"
Ypsi "B"	/	/	/	5	80.5
				→	BEST EFFORT
T. Franky	26' 5"	27'	27' 2"		27' 2"
Meghan	24' 10"	25' 1 1/2"	26' 2"		26' 2"
Allison	23' 10"	25' 10"	27' 6"		27' 6"
Ypsi "C"	/	/	/		71.5
				→	BEST EFFORT
Suzzy	17'	17' 11"	19' 3"		19' 3"
Davielle	16' 11"	17' 5"	16' 9"		17' 5"
Muffy	19' 8"	19' 9"	20' 5 1/2"		20' 5 1/2"
				→	BEST EFFORT

LADY BRAVES RELAYS

FIELD EVENTS RESULTS SHEET

Circle:

DISCUS
SHOT PUT
LONG JUMP

JUDGES PLEASE NOTE:

- A) PLEASE INCLUDE FIRST NAMES OF ALL CONTESTANTS
- B) EACH COMPETITOR GETS 3 ATTEMPTS-----NO FINALS
- C) PLEASE RECORD BEST EFFORT IN LAST COLUMN AND ADD UP THE SCORES.
- D) PLEASE DETERMINE PLACINGS OF TEAMS.

SCHOOL/COMPETITORS	1 ST ATTEMPT	2 ND ATTEMPT	3 RD ATTEMPT	TEAM TOTAL
Willow Run	/	/	TEAM PLACE → 5 th	43:2 BEST EFFORT
L. Brown	14' 11 1/2"	14' 10"	14' 6"	14' 11 1/2"
D. Cook	14' 1/2"	12' 0"	14' 2 1/2"	14' 2 1/2"
N. Thomas	14' 0"	12' 4 1/2"	12' 0"	14' 0"
Howell	/	/	TEAM PLACE → 4 th	43-5 1/2 BEST EFFORT
Jae. Goforth	13' 11"	FOLL	FOLL	13' 11"
N. Soubliere	FOLL	15' 1"	15' 4"	15' 4"
J. Roy	12' 6 1/2"	14' 2"	14' 2 1/2"	14' 2 1/2"
G.P. South	/	/	TEAM PLACE → 7 th	37' 5 BEST EFFORT
m. Perreault	11' 1"	12' 5 1/2"	12' 4 1/2"	12' 5 1/2"
C. Anderson	11' 1"	11' 10"	12' 1/2"	12' 1/2"
D. Upmeyer	11' 10"	11' 5"	12' 11"	12' 11"
Livonia	/	/	TEAM PLACE → 9 th	32' 1 BEST EFFORT
K. Kuszynski	FOLL	FOLL	10' 4"	10' 4"
E. Venning	9' 4"	FOLL	8' 10 1/2"	9' 4"
A. Doud	11' 1"	10' 8 1/2"	12' 5"	12' 5"

LADY BRAVES RELAYS

Circle:

SCHOOL/COMPETITORS	1 ST ATTEMPT	2 ND ATTEMPT	3 RD ATTEMPT	TEAM PLACE	TEAM TOTAL
W. OTTAWA	/	/	/	6 th	42:3
A. FERNANDEZ	14' 2 1/2"	14' 2 1/2"	14' 9"		BEST EFFORT
R. LOW	14' 6"	14' 2"	14' 9"		14' 9"
M. HORLEVORTS	12' 9"	12' 5"	12' 3"		12' 9"

SCHOOL/COMPETITORS	1 ST ATTEMPT	2 ND ATTEMPT	3 RD ATTEMPT	TEAM PLACE	TEAM TOTAL
Edsel Ford	/	/	/	2 nd	44' 4 1/2
J. Grandas	16' 9 1/2"	15' 6 1/2"	FULL		BEST EFFORT
C. Malloy	13' 5"	12' 11"	14' 2"		16' 9 1/2"
L. Wojewiczki	FULL	13' 7"	FULL		14' 2"
2 A Huron	/	/	/	8 th	36:2
A. Lundy	13' 7"	13' 5 1/2"	13' 10"		BEST EFFORT
A. Reid	10' 4 1/2"	11' 4"	FULL		13' 10"
B. Allen	11' 0"	10' 10"	10' 10"		11' 4"
Ypsilanti	/	/	/	1	50' 3 1/2
T. Williams	18' 8 1/2"	19' 6"	19' 7"		BEST EFFORT
J. Frierson	15' 4 1/2" 15' 4 1/2"	15' 5 1/2"	Foul		19' 7"
R. Igbawus	15' 1 1/2"	Foul	15' 3"		15' 5 1/2"
Brighton	/	/	/	3	44' 3 1/2
L. Marelmak	14' 11"	14' 2"	14' 9"		BEST EFFORT
A. Grieve	12' 7"	12' 10"	14' 9 1/2"		14' 11"
J. Tolles	14' 4"	14' 7"	14' 3" 14' 3"		14' 9 1/2"

* No Jumps AT 4'6" ... SPEEDS IT UP!

LADY BRAVES RELAYS

HIGH JUMP RESULTS SHEET

2/3

WEATHER CONDITION: _____

SCHOOL: Howell

TEAM TOTAL HEIGHT: 8'8" ~~8'8"~~

TEAM PLACE OVERALL: 6th

COMPETITORS NAMES:

- Katie Gobright
- Stephanie Kern
- Christine Sudut

8'8"

4' 2"	4' 4"	4' 8"	4' 10"	5' 0"	5' 2"	
0	XXO	XX X				
0	XXO	XX X				
XX X						

SCHOOL: Brighton

TEAM TOTAL HEIGHT: 14'6"

TEAM PLACE OVERALL: 2nd

COMPETITORS NAMES:

- Ashley Grieve
- Emily Lindquist
- Melissa Delong

14'6"

4' 2"	4' 4"	4' 8"	4' 10"	5' 0"	5' 2"	
P	O	O X	X X O	X X X		
P	O	X X	X X X			
P	O	O	X O	X X O	X X X	

6m

SCHOOL: Edsel Ford

TEAM TOTAL HEIGHT: 13'2"

TEAM PLACE OVERALL: 4th

COMPETITORS NAME:

- Julie Ibbetson
- Rachelle Franks
- Roxanna Buckitt

13'2"

4' 2"	4' 4"	4' 8"	4' 10"	5' 0"	5' 2"	
P	P	O	X X X			
O	O	X X X				
O	XX X					

SCHOOL: Grosse Pointe South TEAM TOTAL HEIGHT: 12'10"

TEAM PLACE OVERALL: 5th

COMPETITORS NAMES:

1. Theresa Watts
2. Kathleen Clark
3. Diane Upmeyer

4' 2"	4' 4"	4' 8"	4' 10"	5' 0"	5' 2"	5' 4"
0	X X 0	X X X				
0	X 0	X X X				
0	X X X	X X X				

~~12'10"~~ 12'10"

SCHOOL: Grosse Pointe South "B" TEAM TOTAL HEIGHT: ~~12'10"~~

TEAM PLACE OVERALL:

COMPETITORS NAMES: - Non Scoring -

1. Jamie Flanagan
2. Ashley Terhune
3. Lindsay Callahan

4' 2"	4' 4"	4' 8"	4' 10"	5' 0"	5' 2"	5' 4"
X X X						
X X X						
X X X						

SCHOOL: Ypsilanti TEAM TOTAL HEIGHT: 14'6" 4 misses

TEAM PLACE OVERALL: 1st

COMPETITORS NAME:

1. Tanisha Williams
2. Rachael Tgbawa
3. Mary Smith

4' 2"	4' 4"	4' 8"	4' 10"	5' 0"	5' 2"	5' 4"
P	P	P	0	0	X 0	X X X
P	P	0	X 0	X X 0	X X X	
0	0	X X X				

SCHOOL: West Ottawa TEAM TOTAL HEIGHT: 13'4"

TEAM PLACE OVERALL: 3rd

COMPETITORS NAMES:

1. Zrin Williams
2. Amanda Fernandez
3. Kristin Mann

4' 2"	4' 4"	4' 8"	4' 10"	5' 0"	5' 2"
P	0	X 0	X X X		
P	0	X X X			
P	0	X X X			

LADY BRAVES RELAYS

FIELD EVENTS RESULTS SHEET

Circle:

DISCUS

SHOT PUT

LONG JUMP

JUDGES PLEASE NOTE:

- A) PLEASE INCLUDE FIRST NAMES OF ALL CONTESTANTS
- B) EACH COMPETITOR GETS 3 ATTEMPTS-----NO FINALS
- C) PLEASE RECORD BEST EFFORT IN LAST COLUMN AND ADD UP THE SCORES.
- D) PLEASE DETERMINE PLACINGS OF TEAMS.

SCHOOL / COMPETITORS	1ST ATTEMPT	2ND ATTEMPT	3RD ATTEMPT	TEAM PLACE	TEAM TOTAL
Ypsi B	/	/	/	9	139' 5
					BEST EFFORT
Danielle G	—	32' 11	40' 9 1/2		40' 9 1/2
Suzu	43' 8	55' 8	30' 11		43' 8
Tesha	52' 6	48' 3	54' 11 1/2		54' 11 1/2
A ² Huron	/	/	/	7	195' 4
					BEST EFFORT
Elaine Bennett	68' 2	65' 4	55' 8		68' 2
Bronna Colvin	61' 3	59' 5 1/2	59' 1 1/2		61' 3
N'Kenge Williamson	65' 11	60' 11	58' 2 1/2		65' 11
████████ Borgess	/	/	/	6	207' 6
					BEST EFFORT
Laura Cook	74' 7	65' 1	82' 3		82' 3
Lashawnda Wilson	74' 7	67' 9	73'		74' 7
Qeyata Hines	39' 10	46' 4	50' 8		50' 8
Willow Run	/	/	/	4	231' 4 1/2
					BEST EFFORT
Jill Winkelman	87' 3	86' 11	90' 10		90' 10
Crystal Brown	50' 1	53' 10	50' 5 1/2		53' 10
Teresa William	77' 1	85' 3	86' 8 1/2		86' 8 1/2

2

28' 1/2

4' 1/2

17
12

16

LADY BRAVES RELAYS

Circle:

SCHOOL/COMPETITORS	1 ST ATTEMPT	2 ND ATTEMPT	3 RD ATTEMPT	TEAM PLACE	TEAM TOTAL
Edsel Ford	/	/	/	2	278' 1/2
Jamie Barbour	76' 2 1/2	105' 10 1/2	114' 5 1/2		BEST EFFORT
Kai Kotts	79' 1 1/2	92'	84' 19 1/2		114' 5 1/2
Dana Webster	71' 8	65' 11 1/2	66' 11		92'
					71' 8

SCHOOL/COMPETITORS	1 ST ATTEMPT	2 ND ATTEMPT	3 RD ATTEMPT	TEAM PLACE	TEAM TOTAL
Upsilon "A" Pastie	/	/	/	5	230' 1/2
Murielle	62' 9	72' 7	61' 9		BEST EFFORT
Megan Hall	61' 5	53' 1	63' 4 1/2		72' 7
Sharonna Rurrell	93' 10	89' 5	94' 1		63' 4 1/2
Howell	/	/	/	8	160' 11 1/2
Kalie Ritter	44' 7	51' 8	-		BEST EFFORT
Becca Dolato	32' 9	37' 2 1/2	27' 10		51' 8
Jodie Myers	69' 4	72' 1	71' 9		37' 2 1/2
West Ottawa	/	/	/	3	249' 2 1/2
Kristin Schrage	/	95' 6 1/2	91' 1		BEST EFFORT
Erin Williams	82'	-	77' 7		95' 6 1/2
Laura Lound	64' 3	57' 11	71' 8		82'
Brighton	/	/	/	1	335' 3 1/2
Kristen Twarkowski	108' 8	120' 8	124' 9		BEST EFFORT
Amy Payne	-	-	102'		124' 9
Missy Owens	102' 5 1/2	-	108' 6 1/2		102'
					108' 6 1/2

LADY BRAVES RELAYS

ROLE VAULT
RESULTS SHEET

*OFFICIAL PLEASE NOTE!
→ RECORD HEIGHTS ABOVE SQUARE BLOCKS

WEATHER CONDITION: Hot!

SCHOOL: YPSI

TEAM TOTAL HEIGHT: 12-8

TEAM PLACE OVERALL: ~~3rd~~ 3rd

COMPETITORS NAMES:

- Teresa Matthews
- T. Amy Samuel Wrecker
-

5-8	6-0	6-6	7-0	7-6	8-0	8-6
X	OUT	✓				
O X	X	X	X	OUT		

SCHOOL: Howell

TEAM TOTAL HEIGHT: 12-8

TEAM PLACE OVERALL: ~~4th~~ 4th

COMPETITORS NAMES:

- Brittany Markarian (7-0)
- Ashlee Larsen
- Kelly Ritter
Kalli

5-8	6-0	6-6	7-0	7-6	8-0	8-6
PASS	PASS	PASS	O X	OUT		
O X	OUT					
OUT						

SCHOOL: BRIGHTON

TEAM TOTAL HEIGHT: 23-6

TEAM PLACE OVERALL: ~~15th~~ 15th

COMPETITORS NAME:

- Kristen Buck 7-0
- Saerit Stetke 7-0 sp med
- Kristen Twarkowsky 8-6

5-8	6-0	6-6	7-0	7-6	8-0	8-6
PASS	PASS	PASS	X	X	O X	O X
PASS	PASS	PASS	X	X	OUT	
PASS	PASS	X	O X	OUT		

9-0
Buck

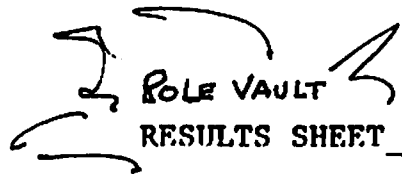
O X

10-0
OUT

OUT

YPSI
Ann
Levy
WR
Burgess
Hus
Howell
GPS
EF
W/M

LADY BRAVES RELAYS



RESULTS SHEET

*OFFICIAL PLEASE NOTE!
 → RECORD HEIGHTS ABOVE SQUARE BLOCKS

WEATHER CONDITION: _____

SCHOOL: WEST OTTAWA

TEAM TOTAL HEIGHT: 23-0

TEAM PLACE OVERALL: 2ND

COMPETITORS NAMES:

1. Laura Lound 6-6
2. Kate Porter 6-6
3. Meredith Dunn 6-0

5-8

6-0

6-6

7-0

7-6

8-0

8-6

PASS		
PASS		
PASS		

PASS		
PASS		
X		

X		
X		
X		

O	X	
X		
O	U	T

O	U	X
X		
~~~~~		

X		
X		

OUT		
X		

Position 9-0  
OUT -

SCHOOL: _____

TEAM TOTAL HEIGHT: _____

TEAM PLACE OVERALL: _____

COMPETITORS NAMES:

1. _____
2. _____
3. _____








SCHOOL: _____

TEAM TOTAL HEIGHT: _____

TEAM PLACE OVERALL: _____

COMPETITORS NAME:

1. _____
2. _____
3. _____



